







## LPH 50 Touch-up Work Spray Gun

- Easy colour matching and touch-up due to low pressure and low air delivery.
- Most suitable for metallic or pearl painting due to fine particles.
- Easy handling due to lightweight design.



### SIDE GRAVITY CUPS

model	capacity
PC 61	130 CC
PC 52	200 CC
PC 51	220 CC
PC 5	250 CC
PC 4S	400 CC

Model	 Ø mm	 bar	 NL/min	 ml/min	 mm	Type of feed	 g
LPH-50-042 G	0.4	0.9	50	8	40	gravity	220
LPH-50-062 G	0.6			25	60		
LPH-50-102 G	1.0			55	100		

Max. Working Pressure: 6.8 bar (98 PSI)

Noise Level (LAeqT) 57 dB (A)

Temperature range: 5~40° C

Air nipple: G 1/4"

Fluid nipple: G 1/4"



declaration of ATEX conformity for use in zone 1 and in zone 2